




**GAWANDE COLLEGE OF
PHARMACY.** Sakharkherda,
Lavala Road, Tq. Sindkhed Raja
Dist. Buldhana



Department: **Pharmaceutical chemistry**

Name of the instrument: **Magnetic Stirrer**

S.O.P. No.: GCP/PH/027

Stock Register No.: PC-
001151/04

Effective date: 04/02/17




Review date: 09/02/17

Procedure:

1. Ensure that the instrument is clean and free from dust.
2. Ensure that the entire knobs are in normal position.
3. Switch ON the mains.
4. Keep the container on the platform of the stirrer.
5. Put the magnetic bead in to the container.
6. Set the required RPM.
7. Adjust the temperature by thermostat knob if necessary.
8. Remove the container.
9. Switch OFF the instrument when not in use.



Magnetic Stirrer

| | | |
|--|---|--|
| <p><u>Prepared by</u></p> <p></p> <p>Lab-In Charge Miss. A.G. Kulkarni</p> | <p><u>Checked by:</u></p> <p></p> <p><u>(Prof. T.R. Sheikh)</u></p> <p>H.O.D</p> | <p><u>Approved by</u></p> <p></p> <p>(Dr. J.B. Sanap) Principal</p> |
|--|---|--|